



# **Activity Guide for Daisies, Brownies, and Juniors**



# World Thinking Day

**I**n Girl Scouts®, you are part of a special group of girls that stretches across the world. On February 22 of each year, Girl Scouts and Girl Guides from 150 countries celebrate World Thinking Day. (That’s one big celebration!) World Thinking Day is a way to celebrate with girls all over the world by doing the same activities around a shared theme.

**The 2021 World Thinking Day theme is “Peacebuilding.”**

To earn your World Thinking Day award, you will discover what peacebuilding means and make a peace pledge for World Thinking Day!

## World Thinking Day Award Activities

**There are five steps to earning your World Thinking Day award.**

1. Explore World Thinking Day.
2. Find out what peacebuilding means.
3. Explore peacebuilding in Girl Scouts.
4. Get inspired by peacebuilding.
5. Create a peace pledge.

The first four steps have choices that will help you explore peacebuilding and connect to your Girl Scout sisters! In steps four and five, you’ll create a peace pledge to share with your community, country, or world.

**Let’s get started!**



## **STEP 1.** **Explore World Thinking Day**

### **Choice 1: Write a peacebuilding song.**

Singing songs is one of many fun Girl Scout traditions. You sing while you're on hikes, at meetings, at ceremonies, and around a campfire! With your friends or family, think of any songs you might know about peace and friendship. These could be Girl Scout songs, like "Make New Friends," or other songs.

Then, brainstorm what peacebuilding means to you. If you need ideas, you might think about words like "peace," "trust," "bringing together," "harmony," or "calm" and the ideas they represent. You can also look at the definition for peacebuilding in the glossary at the end of this packet.

Once you've defined peacebuilding for yourself, choose a few words from your definition or the words listed above and create a song that includes those words.

If you need more ideas, try listening to the WAGGGS's "[The World Song](#)" sung by Melinda Carroll, that connects Girl Guides and Girl Scouts around the world. How can songs and music help create peace and connect people?



### **THE WORLD SONG<sup>1</sup>**

*Our way is clear as we march on,  
And see! Our flag on high,  
Is never furled throughout the world,  
For hope shall never die!  
We must unite for what is right,  
In friendship true and strong,  
Until the earth,  
In its rebirth,  
Shall sing our song!  
Shall sing our song!  
All those who loved the true and good,  
Whose promises were kept,  
With humble mind, whose acts were kind,  
whose honor never slept;  
These were the free!  
And we must be,  
Prepared like them to live,  
To give to all,  
Both great and small,  
All we can give.*

<sup>1</sup> GSUSA acknowledges the World Association of Girl Guides and Girl Scouts. For more, <https://www.wagggs.org/en/terms-conditions/> (accessed May 7, 2019)

## Choice 2: Make World Thinking Day posters.

For this activity, you'll need at least two friends to help you with the World Thinking Day Story. If you are earning your World Thinking Day award with your troop or group, you can split into three smaller groups.

Give each group one part of the World Thinking Day Story, found in the handouts at the end of this activity packet. Read the story together, then create a poster or illustration of your part of the story. You can use any art supplies that you have: markers, paper, stickers, flags, or other craft supplies.

When you are done making your poster, show it to the rest of the group and read your section of the World Thinking Day Story and explain how you illustrated it.

Then, think about how working together on a project like this can help you practice peace. How did you make sure to include everyone in your group? What are some ways you practiced peaceful behavior as you worked together? What are some other ways you build peace in your friendships?

## Choice 3: Act out the World Thinking Day story.

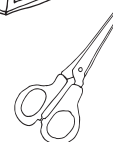
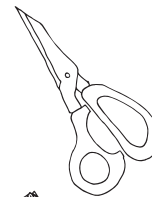
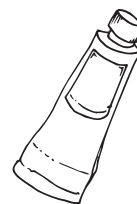
Read the World Thinking Day Story in the handouts at the end of this packet, then come up with ways you could act out different parts of the story. If you are earning your World Thinking Day award with your Girl Scout troop or a large group, you can split into two or more groups.

Figure out as many ways to act out the story as you can. For example, you might show blowing out candles for "birthday." You can also draw or find props, like flags for the countries mentioned in the story or a mustache for Lord Baden-Powell.

You could also think of it as a play, and assign roles to different girls in your group.

Once you are ready, have one person narrate and act out your group's story.

If you have two groups, act out the story at the same time and then compare notes! Did you see something clever the other group did or something different than what you did? How did you find ways to work together to act out the story?



## STEP 2

# Find Out What Peacebuilding Means

### Choice 1: Play a circle game.


To play this game, you will need a group of friends and a rope or string long enough to make a circle that players can stand inside. Start with all your friends standing inside the circle. Be sure that everyone is included before you move forward.

Then, have everyone step out of the circle and make it smaller. You may have to squeeze to get everyone in!

Keep playing, making the circle smaller as you go. Talk as a group to come up with solutions as the circle gets smaller and smaller. Maybe you can all put a foot in? Come up with a solution that can include everyone. Adjust as you go along!

When you're done playing, be sure to talk with your friends about the game. You may want to ask some of these questions:

- *Were you worried that you would be left out as the circle got smaller?*
- *Have you ever been left out or excluded from something?*
- *Why is it important to include others?*
- *How did you feel about solving a problem to include everyone?*
- *Coming up with solutions is part of peacebuilding. Do you know someone who is good at peacebuilding or finding solutions to problems?*





## Choice 2: Take part in a peacemaker face-off.

Observing and listening are very important tools in peacemaking. For this activity, you'll need to make five face masks. These don't have to be fancy! Just paper and a marker or crayon is enough. On separate pieces of paper, draw five different faces: happy (smile), sad (frown), angry (eyes narrowed, frown for mouth), worried or afraid (squiggly line for mouth), unsure or don't care (straight line for mouth).

Sit in a circle with your friends or family so that you can see everyone. Then read out loud the statements in the sidebar and hold up the emoticon mask that matches how this statement might make you feel.

When you are finished, think and talk about the statements you heard. What statements did you immediately have an emotion for? Were there any statements you had to think about for a minute?

Talk about how listening and respect can help build peace. Some questions you might want to talk about are:

- *Does everyone feel exactly the same way about things?*
- *Why should you respect the way someone else feels?*
- *What does respect mean to you?*
- *When two sides are arguing and you want to make peace, how does being respectful help?*
- *How do you think observing and listening to people will help you be a better peacebuilder?*



**You lose at a game.**

**Your sister calls you a name.**

**Your mom bakes your favorite cookies.**

**You see something funny on TV.**

**Your friend isn't sharing.**

**Your sneaker shoelace breaks.**

**You were picked last for a game.**

**You woke up thinking it was a school day and realize it's a Saturday.**

**You're sleeping at a friend's house and find out they have different rules and do things differently from your family.**

**You eat something you would never eat before and find out you actually like it.**

**You tell your friend a secret but now think she might tell someone else.**


### Choice 3: Play a pass-around peace game.

Sit in a circle with your Girl Scout friends or family, make sure everyone has a piece of paper **or** a pencil, and then ask an adult to start a timer for 30 seconds. On one side of your paper, write what you think peacebuilding means. The definition can be a sentence or a bunch of words that would help others understand what peacebuilding means. On the other side, draw a picture that represents your definition of peacebuilding.

After 30 seconds, pass your paper to the person on your left. Then, in ten seconds or less, add something to the drawing you've just received from the person on your right. Make sure you just add to what your friend drew, not create something new. Keep drawing and passing until you get your original drawing back.

Take a look at what's been added to all the drawings! You might want to talk about some of these questions as a group:

- *What happened to your drawing? Does it still show your thoughts about peacebuilding?*
- *How does it feel to have someone add to your picture?*
- *Does it reflect your definition of peacebuilding? Why or why not?*
- *Did your definition of peacebuilding stay the same or change?*
- *Do you think there is one definition of peacebuilding?*
- *Why is it important to talk about what peacebuilding means to each of us?*



### STEP 3

## Explore Peacebuilding in Girl Scouts

### Choice 1: Make a pinwheel for peace.

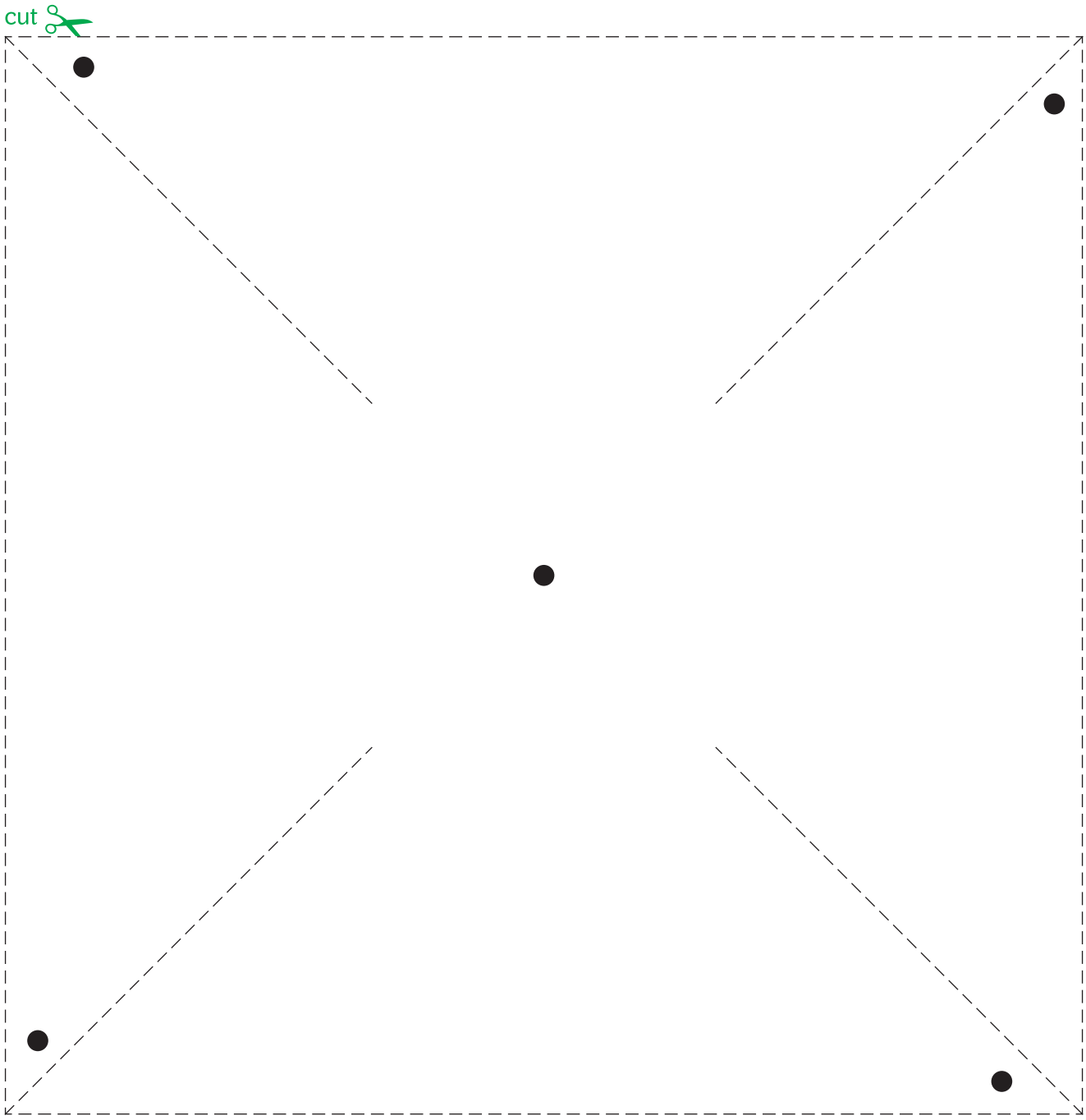
The Pinwheels for Peace project is a global movement of people who plant pinwheels in the ground outside public places, like libraries and school, every year on September 21, the International Day of Peace. When the Girl Scouts joined the Pinwheels for Peace movement in 2011, more than 4 million pinwheels were planted at thousands of locations around the world! One group arranged all their pinwheels to create the shape of a giant peace sign. You can even organize a Pinwheels for Peace event in your community and create an entire garden full of pinwheels.

To make your pinwheel, you will need scissors, crayons or coloring supplies, a pin, a pencil with an eraser, and a copy of the pinwheel template on the next page.

- 1** Cut out the pinwheel square on the black solid line and the peace circle on the white solid line.
- 2** On one side, write down what peace means to you. On the other side, draw, color, or decorate your pinwheel.
- 3** Following the lines on the template, cut from all four corners on the black solid lines, leaving about two inches of center uncut.
- 4** Gently bend (don't fold) the paper and line up the dots on the outer edge of the pinwheel with the dot in the center.
- 5** Stick the pin through all dots into the pencil eraser.







Cut out this peace sign and put it in the center of your pinwheel before you put the pin in it.




## Choice 2: Explore Girl Scout peacebuilding traditions.

Traditions give Girl Scouts a sense of history—and inspire us to be the best we can be. It’s also a way to remind us how to create peace and friendship with our big and powerful sisterhood. Try some of these Girl Scout traditions, then come up with a special peacebuilding tradition for your Girl Scout group or family. It could be a peace candle that you light before every meeting, a peace flag you all sign your names to, a peace song you write, a handshake you come up with, or anything else you think of!

- **Girl Scout sign:** Girl Scouts make the Girl Scout sign—raising three fingers of the right hand with the thumb holding down the pinky—when they say the Girl Scout Promise. The three fingers represent the three parts of the Promise.
- **Motto:** The Girl Scout motto is “Be prepared.” In the 1947 Girl Scout Handbook, the motto was explained this way: “A Girl Scout is ready to help out wherever she is needed. Willingness to serve is not enough; you must know how to do the job well, even in an emergency.” The same holds true today.
- **Slogan:** The Girl Scout slogan, which has been used since 1912, is “Do a good turn daily.” The slogan is a reminder of the many ways girls can contribute positively to the lives of others.
- **Greeting:** Girl Scouts can greet one another with the Girl Scout handshake, used by Girl Scouts and Girl Guides all over the world. The handshake is made by shaking hands with the left hand and making the Girl Scout sign with the right. The left hand is nearest to the heart and signifies friendship.
- **Friendship circle:** Representing the unbroken chain of friendship among Girl Scouts and Girl Guides around the world, the friendship circle involves Girl Scouts standing in a circle, crossing their right arms over their left, and clasping hands with their friends on both sides. Everyone then makes a silent wish as a friendship squeeze is passed from hand to hand around the circle.
- **SWAPS:** Girl Scouts often make small tokens of friendship to exchange with the Girl Scouts they meet while traveling. These little gifts are called “SWAPS,” which stands for “Special Whatchamacallits Affectionately Pinned Somewhere.”
- **Buddy system:** Girl Scouts pair up when they are on field trips or camping trips and make sure to watch over each other.
- **Singing:** Girl Scouts love to sing—it’s a way to bond, whether it’s on a hike, around a campfire, at a meeting, or at a special ceremony.

How have the Girl Scout traditions helped you feel like you are part of a community? Do you have any other peace traditions that are important to you or your family?



### **Choice 3: Act out real-life Girl Guide stories.**

The Girl Guide and Girl Scout global sisterhood is huge! There are 10 million Girl Guides and Girl Scouts in over 150 different countries. Choose one of the WAGGGS stories included in the handouts at the end of this activity packet and then read through it and think of ways you could act it out. If you are in a large group, you can split into smaller groups and choose different stories.

Create a skit based on the story you read, then share it with everyone. After every group has shared its skit, talk about what it means to be part of a global sisterhood. You can use some of these questions to get started:

- What story surprised you most about what your Girl Guide sisters are doing?
- What did you learn about your Girl Guide sisters?
- Did any of their stories inspire you? If so, how?
- Why is it important for us to be connected with our sisters in order to create a more peaceful world?

## **STEP 4**

### **Get Inspired by Peacebuilding**

#### **Choice 1: Talk to a peacebuilder.**

Invite a speaker to come to your troop or group meeting to talk about what it means to be a peacebuilder. This could be someone from law enforcement, a mediator, a coach, or a counselor at school—anyone who has experience with resolving conflict. You could also choose to talk to a former Peace Corps volunteer about the ways they have promoted peace in different parts of the world.

Afterward, talk about what you heard from your guest speaker. Did they have any advice or tips about being a good peacebuilder? Brainstorm ways that you can build peace in your home, school, community, or world.



## Choice 2: Find a peace hero.

Choose a female peace hero to learn more about, then share what you learned with your friends or family.

Make sure to try to find the following information to share later with everyone:

- Who is your peace hero? What is her name?
- Where does she come from?
- What is her goal?
- How does she work on her goal?
- What is the best thing about her work?
- What is the most challenging thing about her work?
- Are her methods peaceful?
- Has she been successful in her goals?

If you need ideas to find a peace activist, try checking winners of the Nobel Peace Prize, such as: Malala Yousafzai, Leymah Gbowee, Rigoberta Menchú Tum, Wangari Maathai, and Jody Williams. Girl Scouts like Samantha Smith have also been peace activists.

But remember, a peacebuilder doesn't have to be someone famous! Maybe someone in your community is also a peacebuilder?

## Choice 3: Make a peace quilt.

In 1981, after hearing about the devastating effect of nuclear testing, two women made a patchwork quilt to try to change attitudes about nuclear weapons. Their project became known as the Boise Quilt Peace Project and inspired many other peace quilt projects across America. One was called the National Peace Quilt, which had squares of all 50 states inside a red, white, and blue border. It was sent to United States Senators to “rest beneath the warmth and weight of our hopes for the future of our children.”\*

Make your own peace quilt. Take a square of white or off-white cotton cloth, approximately 12 inches square, and decorate it with art supplies like markers, beads, fabric scraps, feathers, glue, or other materials. Using these supplies, come up with a symbol for peace and draw it on or attach it to your cloth. Some ideas might be: a dove, an olive branch, a peace sign, fingers making a “V” sign, hands holding one another, the sun, a tree, a heart, flowers, a rainbow, the word “peace,” or something else.

When everyone has finished their square, have an adult help you sew the squares together.



\* Elizabeth Kolbert, “Quilters Making an Appeal for Peace.” *New York Times*, October 10, 1985, <https://www.nytimes.com/1985/10/10/garden/quilters-making-an-appeal-for-peace.html>, accessed February 19, 2020.

## Step 5

### Create a peace pledge.

Peacebuilding starts with you! One way to do that is by making a peace pledge. A pledge is a promise or agreement you all make together and will agree to keep.

As a group, with your Girl Scout friends or your family, come up with a peace pledge together. Start by thinking about the kinds of things you hope for. What is it that you want to do? Who do you want to help most? For example, you might want to use kind words, care for our planet, help others, respect other people from all over the world, or work out problems peacefully.

Share what you've thought of, then create a peace pledge using this model:

I am a peacebuilder because \_\_\_\_\_  
\_\_\_\_\_.

I am making this peace pledge to \_\_\_\_\_  
\_\_\_\_\_.

I believe we should have \_\_\_\_\_  
\_\_\_\_\_ in the world.

I want to help make a difference for peace by \_\_\_\_\_  
\_\_\_\_\_.

It's important to respect and listen to others because \_\_\_\_\_  
\_\_\_\_\_.

I pledge to be a peacebuilder every day in my home, school, community, and the world.

Signed, \_\_\_\_\_

Have everyone who helped create the pledge sign it. If you want to, you can decorate your pledge with drawings, stickers, or anything else symbolizing peace.

Then share your peace pledge with others. Contact your school or community center to see if you can hang the pledge in those locations for World Thinking Day.

## Girl Scout Daisies, Brownies, and Juniors

# World Thinking Day Activity Handouts

### Step 1, Choice 2 and Choice 3

#### World Thinking Day History (Story) in Three Parts



### Part 1: A Special Day

In 1926, Girl Scouts and Girl Guides from around the world met in the United States for the 4th World Conference. At the meeting, they created a special day where Girl Scouts and Girl Guides think of each other and express their thanks for their sisters around the world. They called it Thinking Day. They chose February 22 because it was the birthday of both Lord Baden-Powell, the founder of the Boy Scouts, and his wife Olave Baden-Powell, who founded the Girl Guides.

### Part 2: A Birthday Gift

In 1932, at the 7th World Conference in Bucze, Poland, a delegate from Belgium pointed out that since a birthday usually involves gifts, girls could show their appreciation on Thinking Day by offering gifts to support Girl Scouts and Girl Guides around the world. Olive Baden-Powell wrote a letter asking girls to “Send a penny with their thoughts” on Thinking Day.

### Part 3: World Thinking Day

In 1999, at the 30th World Conference in Dublin, Ireland, they changed the name from Thinking Day to World Thinking Day. Over the years, World Thinking Day has become a way for girls to learn about issues that affect other girls and young women all over the world. Every year, World Thinking Day has a different theme that Girl Scouts and Girl Guides around the world can learn about and take action on. For 2021, the theme is peacebuilding. Choose to build peace: Be a leader and create a world that includes everyone.



### Step 3, Choice 3

#### Real-Life Girl Guide Stories from WAGGGS



## The San Cayetano Guides from Argentina

We are a group of Girl Guides, aged 9 to 12, from San Cayetano, 267 miles from Buenos Aires, which is the capital city of Argentina.

We live in a small town with 8,400 people. Most everyone knows each other; people are good, hardworking, friendly, and kind.

It's a safe town with nice weather. We grow wheat, sunflowers, and corn on our farms. Some of the foods we like to eat are grilled meats, pasta, and empanadas, which are stuffed pastries with meat, vegetables, tuna, or cheese.

Most days we get up, have breakfast, and go to school with our friends. After class, we play sports, have dinner, and go to bed.

For us life is quiet and based around routine activities and family. Our favorite thing to do is to spend time together and help others.

At Girl Guides, we are divided into branches, then patrols. We meet at our headquarters, where we do most of our activities.

We try to help the community by leading collections, visiting grandparents and spending days with them. We like to serve and help.

Other girls should join Girl Guides because it's a nice experience to help others and helps you grow as a person.



## The Pacoche Guides from Ecuador

We are the Pacoche Guides, from Manta, Ecuador.

It's very warm and sunny here in Pacoche. The area is very beautiful and tranquil with many trees. It has an atmosphere of peace.

Here the people are kind, friendly, hardworking, and happy to help. We grow corn, mangos, watermelon, tomatoes, oranges, bananas, cucumbers, squash, peppers, and lemons.

A normal day for us would start with breakfast and helping with the household chores like washing, cooking, and sweeping, then school.

We like Pacoche because it's sunny and there's no noise. It's the place where we all grew up.

We found out about Guiding when a woman from the United States came to do mission work in our community. She was a Guide and opened the group.

We meet once a week, every Friday at the Community Church. In our meeting, we say a prayer, sing, play, remember the Promise, make crafts, and draw.

The Guiding groups are divided into the Haditas, Exploradores, and Caminantes. We have gone to the Pacoche forest to learn about the environment and helped clean a beach.

Guiding has allowed us to meet girls from other parts of the world. It has taught us to share, take responsibility, travel, and be part of a space for girls only.

At Guides we have fun singing and doing different activities. We learn useful skills, visit new places, and help others. All the time we are moving forward and learning more. Every day we learn something positive, which helps us become better people.

## A Girl Guide Story from Pakistan

I'm part of the Mama School Girl Guides from the coastal province of Karachi in Pakistan. I am 14.

Birthdays are considered very special days here. They are celebrated with a lot of enthusiasm and happiness. Friends take you out to fancy restaurants or throw parties with a lot of gifts and love. It is one day where you can get constant attention and love!



The food we have here in Pakistan is amazing—everything is tasty. We eat rice, yogurt, and a type of bread called chapati or roti. We also eat spicy fried dishes mixed with either meat or vegetables.

Our scenery is breathtaking, especially here in Karachi. There are beaches and sea cliffs near where I live. The weather is like summer and can get hot, but we usually have a cool sea breeze.

We also have widespread poverty, a staggering number of children not attending school, and a lack of women's rights in rural areas.

Being a part of Girl Guides is important, especially living in a country with issues around women's rights. It teaches us to love our sisters and stand up for what is right.

Being a girl in Pakistan is hectic. We women aren't given the full freedom we deserve. This mindset is gradually changing, but not for everyone. Many still think girls are inferior to men. Women here face many difficulties and problems, but we remain strong.

My favorite part of Guiding is how it empowers girls and shapes us into better versions of ourselves. It teaches us to love our sisters and stand up for what is right. But most importantly, it teaches us to believe in ourselves. I have heard numerous stories of people transformed through Guiding, including being encouraged to speak out and never give up hope.

World Thinking Day is a very important day. It's a day when we come together and think of the importance of Girl Guiding and Girl Scouting. We think about how the Movement has changed the lives of girls around the globe by encouraging them, shaping them, and teaching them what's right and wrong.

## Glossary

**Activist:** Someone who works to help make a change through words or actions

**Brainstorm:** When you try to solve a problem or come up with new ideas by having a discussion with another person or group of people

**Conflict:** When you have an argument or a different idea than someone else, such as a conflict with your sibling over what TV show to watch, or when there's a fight, battle, or war

**Culture:** The norms, practices, arts, traditions, and behaviors of a particular group or society as well as the ideas, beliefs, attitudes, and habits of people in that particular group

**Fairness:** Treating people in a way that is right or reasonable—not necessarily about everything being equal—but about making it so that people get what they need when they need it

**Inclusion:** Accepting or taking in others, such as allowing children with disabilities into regular school classes, and not excluding them, which is the opposite

**Movement:** A group of people or organizations working together to achieve the same goal

**Negotiation:** Discussion aimed at producing an agreement or settlement

**Peacebuilding:** A process that resolves conflict or disagreements between two people or groups, without using violence like hitting or yelling and that looks for solutions that are fair for all involved

**Peacekeepers:** A person or group, such as the United Nations, who helps make sure people, groups, or nations stay peaceful

**Protest:** When people gather together to show strong disapproval about something

**Respect:** Admire or look up to someone because that person has done something really great or is talented at something, like a sport or music

**Security:** When you are free of fear or danger

**Violence:** When someone or something uses force to cause hurt, pain, or damage

**United Nations (UN):** An international group made up of countries dedicated to worldwide peace and security

**WAGGGS:** Stands for World Association of Girl Guides and Girl Scouts

**World Thinking Day:** February 22 of every year when Girl Scouts and Girl Guides celebrate global sisterhood by giving back to the Movement in honor of World Thinking Day, including doing activities centered around one theme (In 2021, it's peacebuilding.)