

girl scouts 



Girl Scout Bronze Award Guidelines

Self-Study

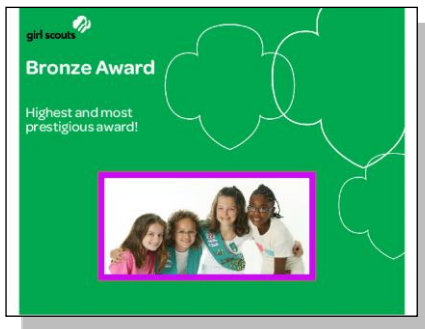
girl scouts 
of black diamond

Girl Scout Bronze Award Guidelines

Your Role	3
Tools	3
Prerequisites	3
Bronze Award Process Overview	4
Build a Team	4
Explore the Community	4
Select a Topic	5
Select a Project Advisor	5
Questions to Ask	5
Develop a Plan	6
Mind-mapping Tool	6
Get Help	7
Identify National and/or Global links	7
Sustainability	7
Community Service versus Take Action	7
Community Service	8
Take Action	8
Create a Budget	8
Document Hours	8
Evaluation	9
Final Report	9
Educate and Inspire	9
Other Awards	10
Resources and Questions	11

Girl Scout Bronze Award Guidelines

Welcome to the Girl Scouts of Black Diamond Council's self-study training for the Girl Scout Bronze Award Guidelines. This video course is designed to familiarize Girl Scout Bronze Award troop leaders and advisors on the guidelines and processes you need to help your Junior Girl Scouts pursue their Bronze Awards.



The Girl Scout Bronze Award is the highest and most prestigious award that Girl Scout Juniors can earn.

Your role, whether as a troop leader or project advisor, is to empower Girl Scout Juniors to:

- > Think critically
- > Be open to multiple perspectives
- > Investigate thoroughly
- > Work cooperatively
- > Identify resources within and beyond their local communities



You are supporting girls as they develop into leaders for today and tomorrow.



You need two primary tools to get a girl started on her way to earning her Bronze Award. The Girl Scout Bronze Award Adult Volunteer Guide is to be used with the Guidelines for Girl Scout Juniors. The guidelines include an outline for the girls to use in earning the award. The outline can also be found in the Junior Girl's Guide. To download these tools, go to the For Girls section of our website. Click on Girl Scout Awards-Bronze Award.

There are certain prerequisites a girl must fulfill before beginning her Bronze Award. She must complete one Junior Journey and Take Action Project



Take a moment now to review what you have learned so far by answering questions 1 – 2 in your self-study quiz booklet.

Girl Scout Bronze Award Guidelines

Let's now look at an overview of the Girl Scout Bronze Award process. There are specific steps girls should take to earn their Bronze Award.



girl scouts

Girl Scout Bronze Award Process

Steps to earning the Bronze Award:

- Build a team
- Explore their community and identify community needs and resources
- Select a project topic
- Find a project advisor
- Make a global connection
- Make a plan
- Keep a record of the project
- Reflect on what they have learned and share their experience with others

Continue

We will now explore each step individually.

Girls will need to build their Junior Team. The team can consist of Girl Scouts, non-Girl Scouts, or a combination of both. A Junior Troop can work on their Bronze Award together. Each member must play an active role in the project. The team will also partner with others in the community to complete the project.



girl scouts

Girl Scout Bronze Award Process

Build a Team

- Girl Scouts
- Non-Girl Scouts
- Combination
- Partner with others in the community to complete the project



girl scouts

Girl Scout Bronze Award Process

Explore the Community

- Help girls identify their community
- Assist them as they “map” their community
- Walk them through the community to identify needs
- Help them identify community resources



Help girls to identify their community.

Is it their school, their town, their county?

Assist them as they think of ways to “map” their community by identifying community needs and resources.

Walk with them through the community to see what the needs are. Is there a playground that needs renovated or a park that needs a facelift?

What are the resources? What type of businesses or organizations could help them with their project? Have the girls take notes of their discoveries!

Girl Scout Bronze Award Guidelines



girl scouts

Girl Scout Bronze Award Process

Select a Topic

- Discuss what each member identified as a community need
- Work as a team to select a topic
- Develop a community contact list
- Prepare questions ahead of time



Discuss what each member identified as a community need.

Have the girls work as a team to select a project topic

Help them develop a community contact list of people who can help with their project. Identify how the people can help and what they can offer.

Have the girls prepare their questions ahead of time before approaching community members. They should be clear and to the point as to what they need from each member.

The project advisor is an expert who can answer specific questions about the issue. Have the girls look at the list of people they met while researching the issue. Is there someone who can serve as the advisor?

The project advisor should be someone other than the troop leader or parent.



girl scouts

Girl Scout Bronze Award Process

Select a Project Advisor

- An expert who can answer specific questions about the issue
- Someone other than the troop leader or parent



Here are some questions to ask and things to discuss with the girls before starting the project.



girl scouts

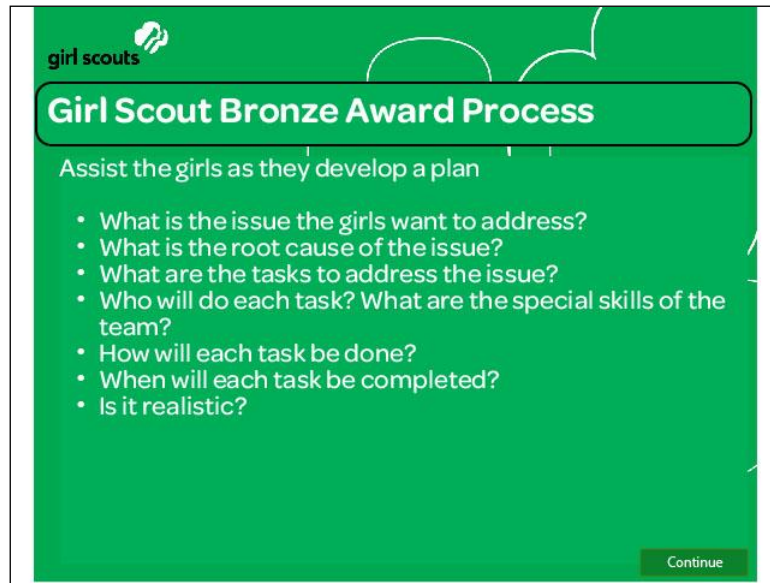
Girl Scout Bronze Award Process

Questions to ask before starting the project:

- What steps do the girls need to take to reach their goals?
- What special talents can each girl use to help make the project a success?
- What did they learn when they earned their Junior Journey award and how will that help them make sure this project runs smoothly?
- Do they know enough about the subject to get started or do they need more background information?

Girl Scout Bronze Award Guidelines

Now, it's time to help the girls develop a plan. Ask these questions to get the girls started.



girl scouts

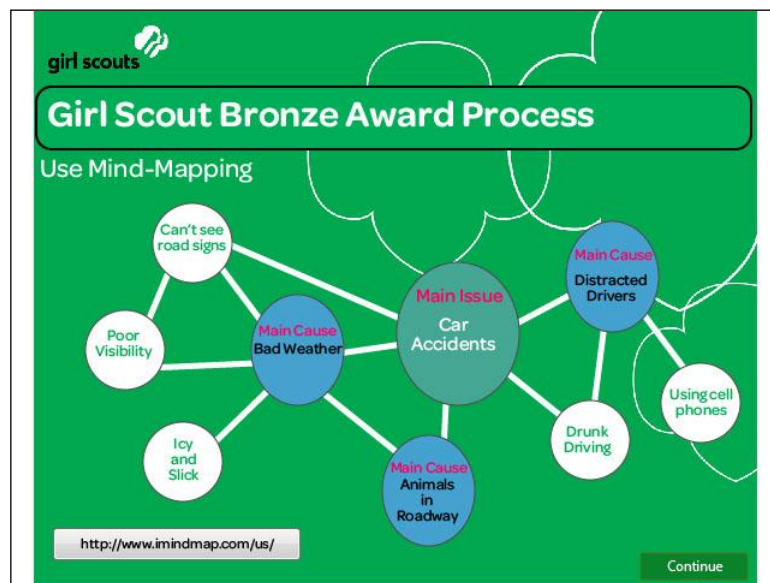
Girl Scout Bronze Award Process

Assist the girls as they develop a plan

- What is the issue the girls want to address?
- What is the root cause of the issue?
- What are the tasks to address the issue?
- Who will do each task? What are the special skills of the team?
- How will each task be done?
- When will each task be completed?
- Is it realistic?

Continue

A tool your girls might find helpful in digging toward the root cause of an issue is mind-mapping. Place the community issue in the middle. Add some causes of the issue. In this example, one of the main causes is bad weather. Try to connect the different causes to each other and to the main issue. This will help girls come up with different ways to approach a problem, as well as different ways they might go about addressing the issue. Girls can create their own mind map on paper, or they can download a free mind-mapping tool at the address here: (<http://www.imindmap.com/us/>).



girl scouts

Girl Scout Bronze Award Process

Use Mind-Mapping

Can't see road signs

Poor Visibility

Icy and Slck

Main Cause Bad Weather

Main Issue Car Accidents

Main Cause Distracted Drivers

Drunk Driving

Using cell phones

Main Cause Animals in Roadway

<http://www.imindmap.com/us/>

Continue

Girl Scout Bronze Award Guidelines

girl scouts

Girl Scout Bronze Award Process

Get Help

- How can they help?
- What resources could they provide?
- Respect different points of view and ways of working

Encourage the girls to seek out and recognize the value of the skills and strengths of others in your community.

How can they help?

What resources could they provide for the project?

Respect different points of view and ways of working.

Help the girls identify national and/or global links to the community issue.

- Has this issue been addressed in other areas?
- How have they approached the issue?
- What can we learn from that approach?
- What might we do differently?

As the girls are planning their Bronze Award project, they need to think about sustainability. How will their project create a lasting change? How will the project continue after their involvement?

girl scouts

Girl Scout Bronze Award Process

Sustainability

- How will they create a lasting change?
- How will the project continue?

girl scouts

Girl Scout Bronze Award Process

Take Action vs. Community Service

Community Service	Take Action
<ul style="list-style-type: none"> • One time effort • Short term impact • Done FOR the community 	<ul style="list-style-type: none"> • Addresses the root cause • Long term benefits • Done WITH the community

It is important for you to help the girls determine the difference between a short-term community service project and a long-term take action project. An easy way to remember the difference is by whether the project is being done for the community or with the community

Girl Scout Bronze Award Guidelines

girl scouts

Girl Scout Bronze Award Process

Community Service

- Done FOR the community
- Addresses an immediate need in the community
- Short period of time

If the girls are doing something FOR the community they are most likely working on a short-term community service project.

A Community-Service project addresses an immediate need in the community. For example, they may collect clothing for needy families. Although the project addresses a need in the community, it is only for a short period of time.

If the girls are doing something WITH the community then they are working on a Take Action Project.

A Take Action Project picks up from where a short-term project leaves off. For example, if they are organizing a clothing drive then help them start a Take Action Project by creating a clothes closet for the community.

girl scouts

Girl Scout Bronze Award Process

Take Action

- Done WITH the community
- Picks up where short-term project leaves off
- Lasting benefits

girl scouts

Girl Scout Bronze Award Process

Create a Budget

- How will the project be funded?
- Girls must complete an expense sheet.
- Follow financial policies found in [Volunteer Essentials](#).

Continue

The girls should next create a budget. Consider how the project will be funded. Make sure that the ideas are in-line with the Girl Scout policies. These can be found in Volunteer Essentials, which can be accessed under publications on our website. You can also click the link on your screen to check out the financial policies now.

Each girl must document a minimum of 20 hours of service on her Project Time Log and turn in with the final report.

girl scouts

Girl Scout Bronze Award Process

Document Hours

- Minimum of 20 hours per girl
- Document on Project Time Log

Girl Scout Bronze Award Guidelines



girl scouts

Girl Scout Bronze Award Process

Evaluation

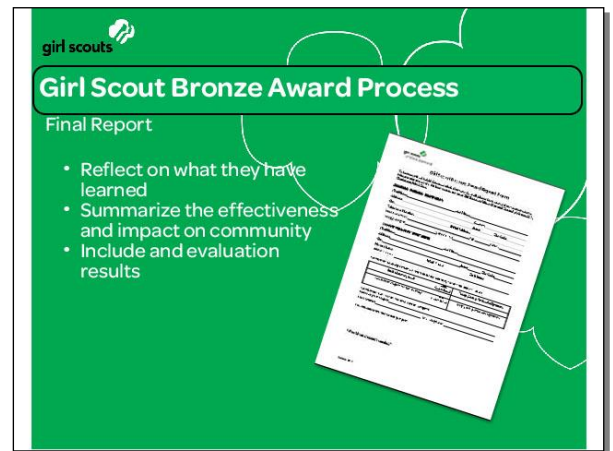
- Pre and Post test for presentations
- Survey following an event

How will the girls evaluate their project? How will they measure the impact they have had on the community? Some examples may be that they create a pre and post test for presentations or a survey following an event.

Encourage the girl to reflect on what they have learned when they present their Girl Scout Bronze Award Final Report to the Council.

They should summarize the effectiveness of the project and the impact it has had on them and their community.

Include any evaluation results that were obtained



girl scouts

Girl Scout Bronze Award Process

Final Report

- Reflect on what they have learned
- Summarize the effectiveness and impact on community
- Include and evaluation results



girl scouts

Girl Scout Bronze Award Process

Educate & Inspire

- Share beyond the local community
- Inspire others to take action
- Projects must be completed by September 30 of a girl's 6th grade year

Encourage the girls to share the project beyond their local community and inspire others to take action in their own communities.

All projects must be completed by September 30th of the girl's 6th grade year.

Take a moment now to review what you have learned so far by answering questions 3 - 8 in your self-study quiz booklet.

Girl Scout Bronze Award Guidelines

Did you know Junior girls can earn other great awards and participate in a variety of trainings?

girl scouts

Girl Scout Bronze Award Process

Other Junior Awards

- Junior Aide pin
- Global Action pin
- Bronze Cross pin
- Medal of Honor pin
- Community Service bar
- Girl Scouting Service bar

The slide features a green background with a white cloud graphic. A brown bar with 'JUNIOR AIDE' written on it is connected to the cloud. Below it are a blue rectangular bar and a circular pin with a globe and the text 'Girl Scouts Global Action 2015'.

girl scouts

Girl Scout Bronze Award Process

Other Junior Awards

- Journey Summit pin
- 7 Legacy badges
- 15 Skill Building badges
- 2 Cookie Business badges
- 2 Financial Literacy badges
- Make Your Own badge
- Safety Award
- My Promise, My Faith pin
- World Thinking Day award
- Cookie Activity award

The slide features a green background with a white cloud graphic. Small icons of various awards are placed next to their respective text items. A 'Continue' button is located in the bottom right corner.

Girl Scout Bronze Award Guidelines

Slide 36 - Investigate and research

If you have any questions regarding the Bronze Award process or other Girl Scout awards please contact:

Stacie Bolen
304-345-7722
stacie.bolen@bdgsc.org

All forms for the Bronze Award can be found on the Bronze Award page under for girls on our website. You can also access the forms by clicking on the link showing now.

Congratulations! You have completed your training and you are ready to assist your girls to go for the Bronze! Please complete and return the self-study quiz to insure proper training credit.

